




Education Development for a Global Experience



ONLINE DISTANCE LEARNING PLATFORM
HOW TO STUDY USING THIS COURSE?

ONLINE DISTANCE LEARNING PLATFORM

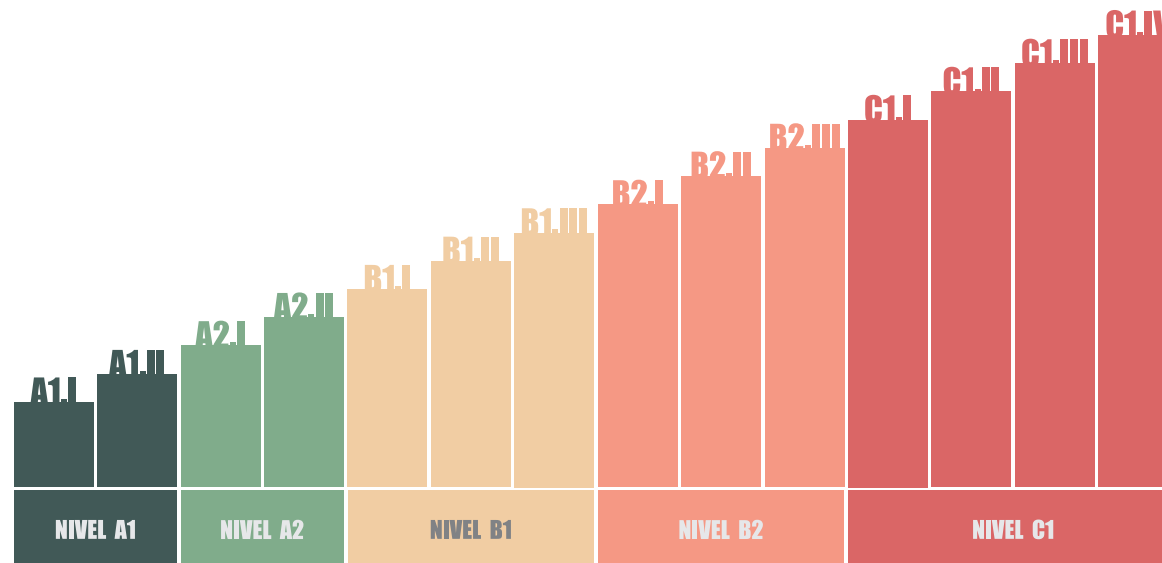
HOW TO STUDY USING THIS COURSE?

Dear student,

Welcome to your online course with Cambridge Institute. Please, read the following instructions carefully in order to fully understand how to use our online platform to learn English.

Our courses follow the model established by the Common European Framework for Languages (CEFL). We are currently offering five of its levels: A1, A2, B1, B2 and C1. A1 is the most basic level, and C1 is the most advanced one.

These levels have been divided according to the following diagram:



Our platform uses a learning system which alternates theory and practice. The course will be developed entirely in English; this has proved to be a much more efficient method for students to get used to working in that language.

In our courses you will find the following sections:

VOCABULARY

Here you may find glossaries, illustrated lists of vocabulary, or even animations which show words and their meanings. After that, you will find several exercises which will allow you to practice each unit's vocabulary.

READING

Each unit contains a text which is related to that unit's main topic. Their length and level of difficulty will increase as you progress through the levels. Every Reading section comes with several comprehension questions, so that you can test your understanding of the text in each case.

GRAMMAR

Each unit deals with one grammar topic, which is normally related to the unit's main topic, too. You will be presented with detailed explanations, examples and exercises which will help you to put in practice the theory you have previously studied.

LISTENING

Our courses have plenty of recordings where you can listen to all sorts of accents: American, British, Irish, Scottish, Australian, and even from countries where English is not the official language. That means you will be able to develop good listening skills for international or multicultural situations. Each Listening section comes with a transcript of the recording, as well as with different exercises which will test your level of comprehension.

WRITING

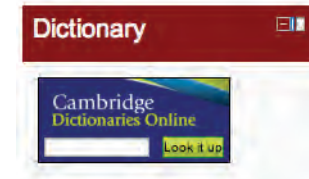
There are two types of Writing activities in our courses: open-ended questions, where you will be asked to express your opinions and check your comprehension of a text, and formal writing tasks, where you will learn how to write different types of text: formal and informal letters, reports, essays, articles or reviews.

COMICS

Some units begin with a comic strip. This is a good way for you to get familiar with the unit's topic while, at the same time, you can understand English-speaking humor a bit better.

DICTIONARY

In every page you will find an online dictionary, which will allow you to look up the meaning of the words you don't understand.



NEWS

You can also access some of the best English-speaking news websites on the right-side toolbar. Use these links to further develop and test your skills.



COMEDY

You will also find a link to the website of a famous satirical magazine. Conceived mainly for advanced students, this is a funny, lighthearted way to learn new expressions while you get to learn more about English-speaking cultures.



This online course is made up by different units, which have been divided into the following sections:

Warm-up


Students are presented here with different exercises, which have been conceived as a first approach to the unit. You will find cartoons, quizzes or matching activities. You do not need to worry about the answers to these exercises; their objective is simply to introduce the topic, so they will not have an influence on your final grade. Sometimes you do not need to submit any exercises here.

Vocabulary

First of all, you will find a list of vocabulary which he have considered relevant for each unit. After that, there will normally be a "fill in the gaps" exercise, where you will have to complete some sentences with one of the words provided in a list, or complete a text or a dialogue with some of the words you learnt along the unit. Sometimes you will also find "multiple choice" exercises, where we will ask you to choose from a list the best word to complete a sentence.

This is important!

Whenever you write words or sentences in a gap, remember that, if you use a contracted form, you need to type an apostrophe ('), not an accent mark (´). Please do not use a period (.) at the end of sentences either, or else the system will not interpret your answers as being correct.



VOCABULARY

Hire- To give someone a position of employment.

Dismiss- To terminate someone's position at a place of employment. This ployee or financial hardship at a place of work.

Fire- To terminate someone's position of employment, usually after an error.

Well-paid job- A job where the salary is higher than that of the same job elsewhere.

Retire- To permanently stop working after doing so for an extended period and receives a monthly wage on which he or she lives.

Exercise: Complete the sentences by filling in the blank.

well-paid job	benefits	do overtime	retire	hired	dis
---------------	----------	-------------	--------	-------	-----

1. My boss me for showing up late to work e

2. I have to a lot of . If I don't

Grammar

After an explanation of the unit's grammar contents, you will be presented with several activities, where you will have to complete a series of sentences, choose the best option for a gap in a given context, correct mistakes, or even produce your own short pieces of text.

Listening

The first thing we will ask you to do here is click the "Play" button, in order for you to listen to the selected extract(s) for each unit. After that, you will find different activities, where you will be required to produce short pieces of text and/or answer some "true or false" or "multiple choice" questions. The transcript of the recording will always be provided; you just need to click the "Show the transcript" button.

GRAMMAR: The present simple and the present continuous

Present simple: The present simple tense is mainly used to express habits, general truths, and facts as the infinitive, except for the third person singular which takes an 's'.

Affirmative: I eat, You eat, We eat, He/She/It eats, They eat.

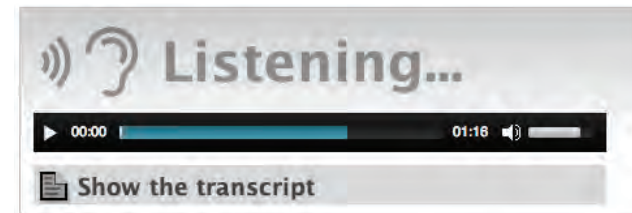
Negative: I don't eat, You don't eat, We don't eat, He/She/It doesn't eat, They don't eat.
Interrogative: Do I eat? Do you eat? Do we eat? Does he/she eat?

Fill in the blanks with the following verbs in the correct form.

understand	sit	argue	tell	get	play	say
------------	-----	-------	------	-----	------	-----

1.- He football all the time.

2.- He never down to eat with us.



Exercise 1. Answer the following questions about the text:

- Who is away from home most of the time?
- Which job seems to have the most benefits, why?
- Whose job seems to be the most at-risk of being lost?
- Mick seems to be the least upset about his daily routine.

Reading

Students will have to read a text and then answer several questions. In some cases, you will have to decide whether a sentence is “true” or “false”. You may also find “multiple choice exercises” and, occasionally, you will be asked to produce short texts about your own experiences in relation to the topic presented in each unit. After being submitted, your written compositions will be corrected by our teachers within 48-72 hours.

Writing / Now You

First of all, you will find a text. After reading it, you will be asked to write a text which responds to a specific situation or a topic we will suggest you. Your written compositions will be corrected by our teachers within 48-72 hours.

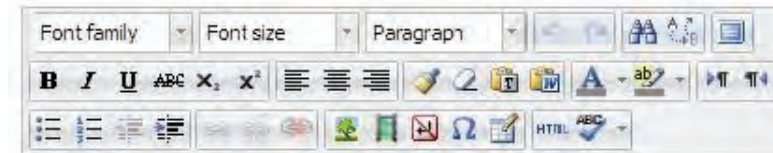
3. Why car stereotypes be harmful?

Select one:

- a. D. They are always negative and mean.
- b. C. They make people feel very arrogant.
- c. B. They prevent people from thinking about their culture critically.
- d. A. They make women feel inferior to men.

Answer the questions

4. Do you ever think that stereotypes can be a good thing?



The image shows a screenshot of a rich text editor toolbar. It includes various icons for text formatting (bold, italic, underline, text color, background color), alignment (left, center, right, justified), list creation (bulleted, numbered), indentation, and other editing functions. The toolbar is organized into several rows of icons.

Now You: Please create a cover letter and CV for the

Your name is Sam White and you have been a manager at [redacted] and barista for 2 years. Previously you worked at Zara as [redacted] in Madrid and acquired a degree in International Business [redacted] animal shelter for the last 4 years. You possess basic co [redacted]

Phrases / Useful expressions

You will be asked to complete a conversation or a text, either by choosing from several options or just by typing in the correct word.

Put the dialogs in the correct order:

I'm fine, thanks. And you? Choose... ▼

I'm Ok. Choose... ▼

Hello, how are you? Choose... ▼

Idioms and collocations

We will present you with a list of idioms or collocations which we have found relevant for each unit. After that, you will be required to complete a series of sentences with the correct idiom or collocation.

to be head over heels (in love) to fall completely in love with someone

to hit it off to get along with someone

to fall in/out of love to start/stop loving someone

Finish the sentence with the correct idiom in its appropriate form.

1. Last summer was the best time of my life! I met Henry and we _____

2. I really hope that he _____! I think that he likes me but he won't do a

Speaking

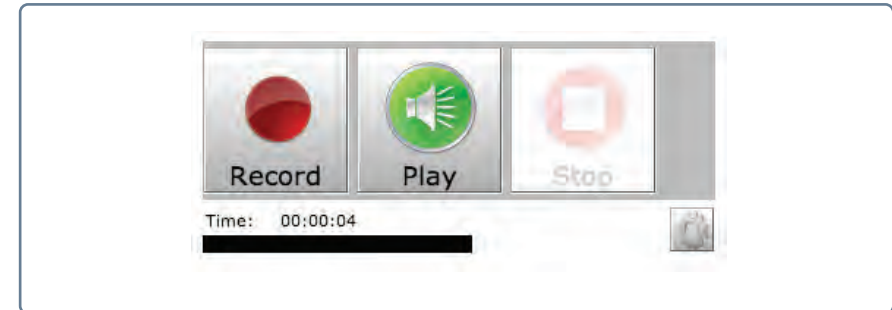
Firstly, you will have to listen to a short extract. Then, you will read it aloud and record it. You just need to click the red rounded button (REC), then click “permitir” (or “allow”) when a pop-up window appears, and, finally, say the sentence(s) out loud. Press the red squared button (STOP) when you have finished speaking. You should listen to your recording before sending it; to do so, just click the green rounded button (PLAY). To listen to the correct pronunciation of the sentence(s) before recording it, click the “Play” button which is next to the streaming bar.

Phrasal verbs

You will find different “fill in the gaps” or “multiple choice” exercises, which you will have to complete with the verbs you have learned in that unit.

Speaking Spotlight (C1 level only)

An interesting tip to improve your conversational skills will be suggested in each unit.



Choose the correct phrasal verb to finish the sentence

1. I don't want to with you over this, but
2. What are you doing tomorrow? I'm not working. Wo
3. Your clothes look really . You should

Speaking Spotlight

“Might I add?”

To supplement the end of a sentence while speaking with an additional piece of information, we will use that piece of information followed by *might I add?* which functions as a rhetorical question. That is, it doesn't need to be answered. It can also be formed with *I might add.*

Ex. I – I got the promotion! And a nice bonus, *might I add?*